

Scaled data based on original data using
LM-79-08 Approved Method: Electrical and Photometric Measurements of Solid-
State Lighting Products

Test Report Prepared for
Cooper Lighting Solutions
(formerly Eaton)

Brand: McGRAW-EDISON

Report Number: P226907

Luminaire Tested: **ISW-AF-1000-LED-E1-SL3-7060-ULG**

Issue Date: 3/3/2020

Test Information

Test Method: LM-79-08
Report Number: P226907
TEST IS SCALED FROM IESNA LM-79-08 TEST DATA (P35946)-DOWNLIGHT AND
Test Lab: INNOVATION CENTER-P3
Issue Date: 3/3/2020
Manufacturer: COOPER LIGHTING SOLUTIONS (FORMERLY EATON)
Product Line: MCGRAW-EDISON
Catalog Number: ISW-AF-1000-LED-E1-SL3-7060-ULG
Description: IMPACT ELITE LED WEDGE LUMINAIRE WITH UPLIGHT
LIGHT SQUARE WITH ACCULED OPTICS-TYPE III W/SPILL CONTROL, WITH UPLIGHT
GLOW
Light Source: (16) 5700K CCT, 70 CRI LEDs and (1) UPLIGHT LED
Ballast/Driver: ELECTRONIC DRIVER

Summary

Lumens per Lamp: N/A
Luminaire Lumens: 7470.7 lumens
Efficiency: N/A
Efficacy: 104.8 lumens/watt
Luminous Opening: Rectangular w/ Sides (W: 0.5' x L: 0.5' x H: 0.54')
IES Classification: Type II - Short - Non-Cutoff
BUG Rating: B1 - U5 - G2

Input Watts (W): 71.3
Input Voltage (V): 120
Input Current (Ain): NR
Voltage Rise (V): NR
Power Factor: NR
Total Harmonic Distortion (THDi): NR
Frequency (hertz): 60
Stabilization Time: NR
Operation Time: NR
Ambient Temperature (°C): NR
Test Distance: 25 FT

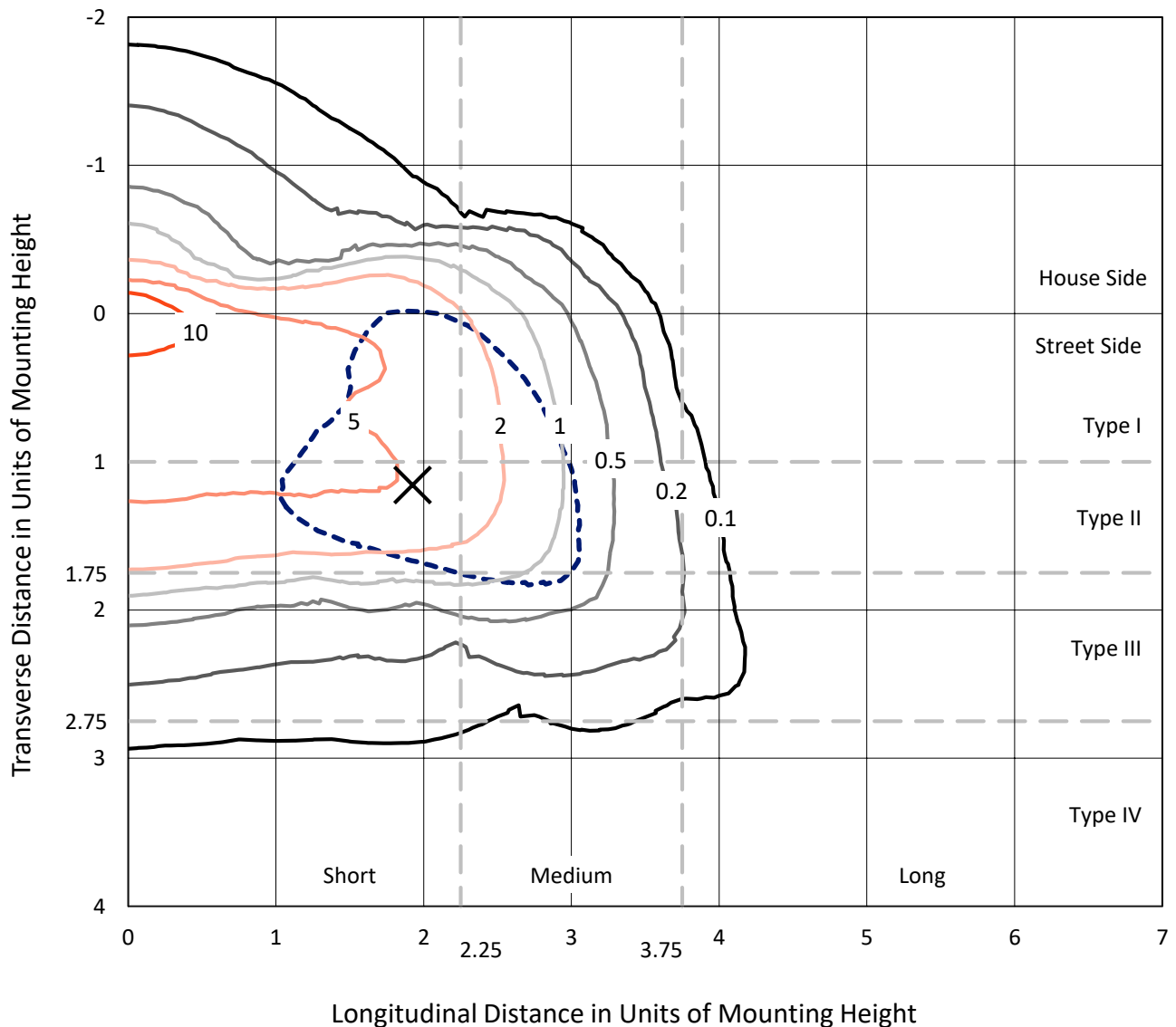


REPORT NUMBER: P226907

CATALOG NUMBER: ISW-AF-1000-LED-E1-SL3-7060-ULG

Iso-Footcandle Lines of Horizontal Illumination

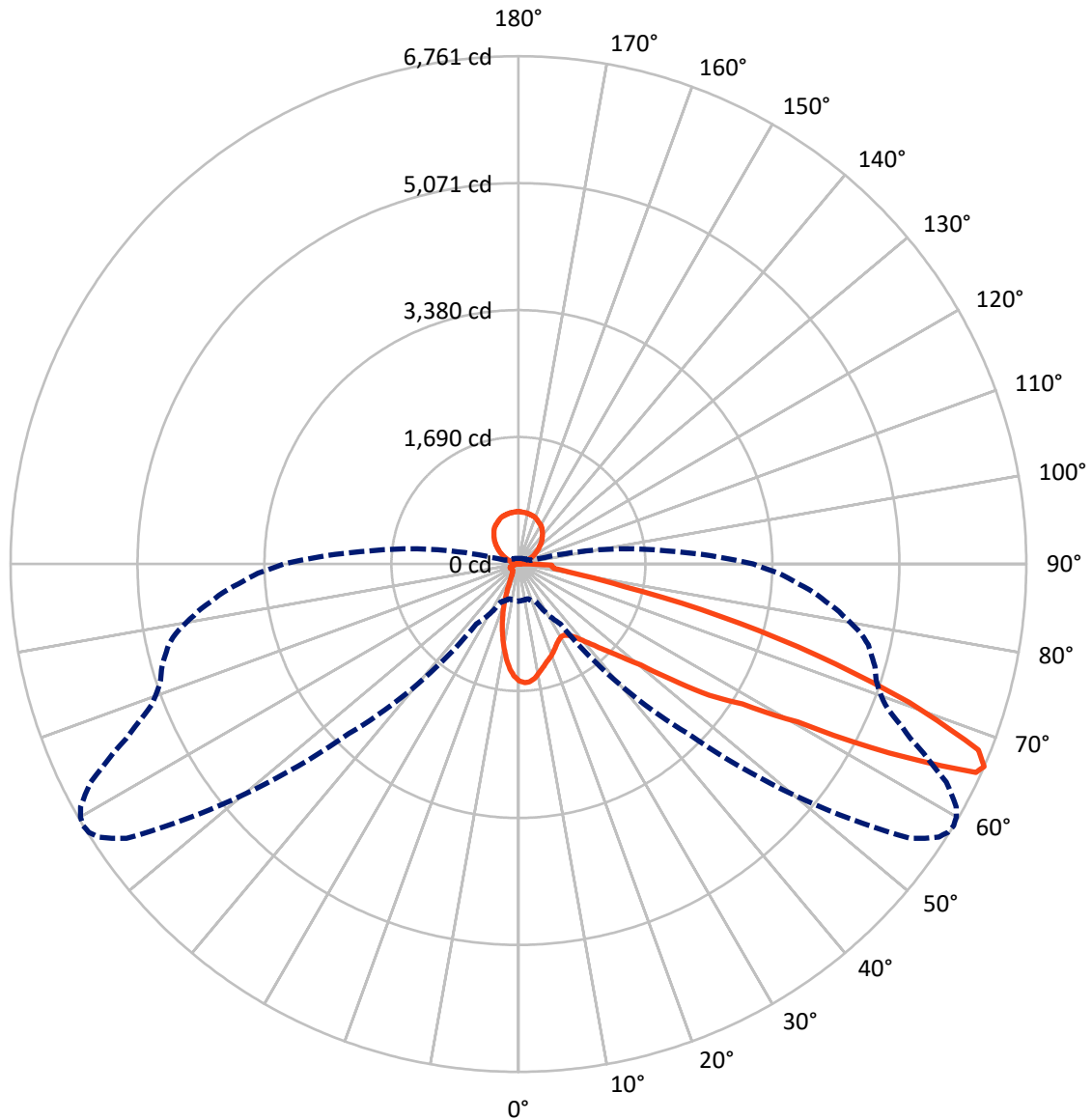
✕ Max cd
 - - - 1/2 Max cd



Based on 10 foot mounting height. Maximum calculated value = 15.6 fc
 Type II - Short - Non-Cutoff

REPORT NUMBER: P226907
CATALOG NUMBER: ISW-AF-1000-LED-E1-SL3-7060-ULG

Luminous Intensity Polar Plot



— Vertical Plane Through 59-Deg Lateral - - - Horizontal Cone Through 66-Deg Vertical

REPORT NUMBER: P226907

CATALOG NUMBER: ISW-AF-1000-LED-E1-SL3-7060-ULG

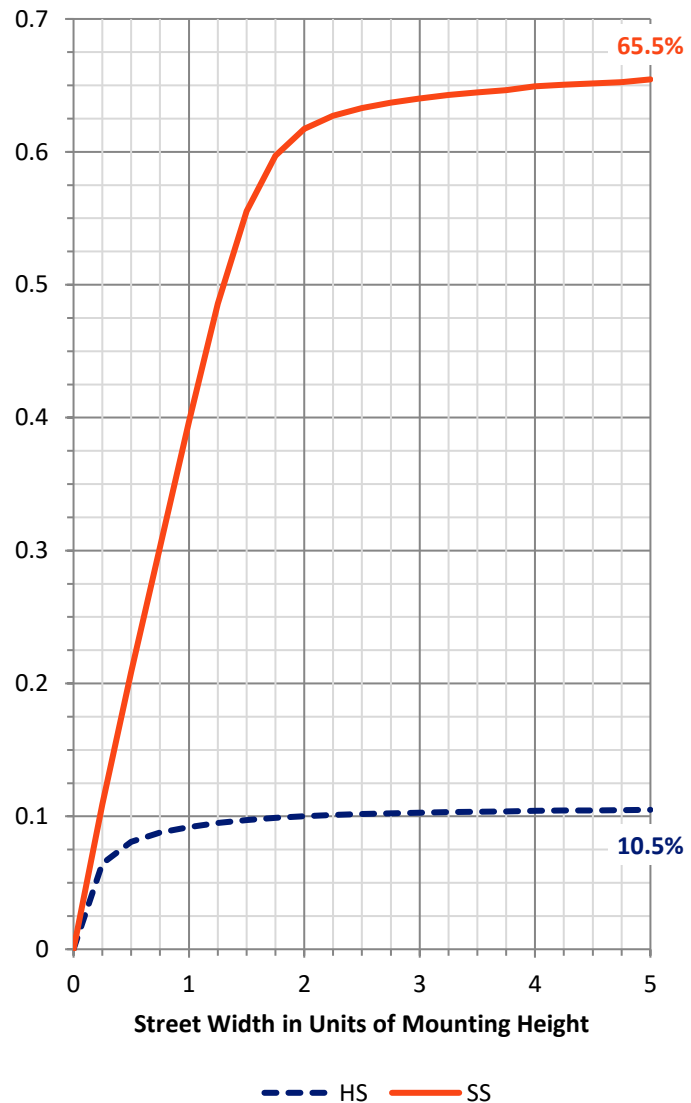
FLUX DISTRIBUTION:

		Downward	Upward	Total
House Side	Lumens	796.1	867.9	1664.1
	% Fixture	10.7	11.6	22.3
Street Side	Lumens	4937.0	869.7	5806.6
	% Fixture	66.1	11.6	77.7
Total	Lumens	5733.1	1737.6	7470.7
	% Fixture	76.7	23.3	100.0

Coefficient of Utilization

ZONAL LUMENS:

Zone	Lumens	% Fixture
0°-10°	132.8	1.8
10°-20°	280.5	3.8
20°-30°	351.9	4.7
30°-40°	481.5	6.4
40°-50°	774.5	10.4
50°-60°	1345.8	18.0
60°-70°	1635.2	21.9
70°-80°	610.0	8.2
80°-90°	121.0	1.6
90°-100°	11.7	0.2
100°-110°	57.4	0.8
110°-120°	166.1	2.2
120°-130°	273.2	3.7
130°-140°	336.8	4.5
140°-150°	344.6	4.6
150°-160°	290.3	3.9
160°-170°	191.2	2.6
170°-180°	66.3	0.9
0°-90°	5733.1	76.7
0°-180°	7470.7	100.0



REPORT NUMBER: P226907

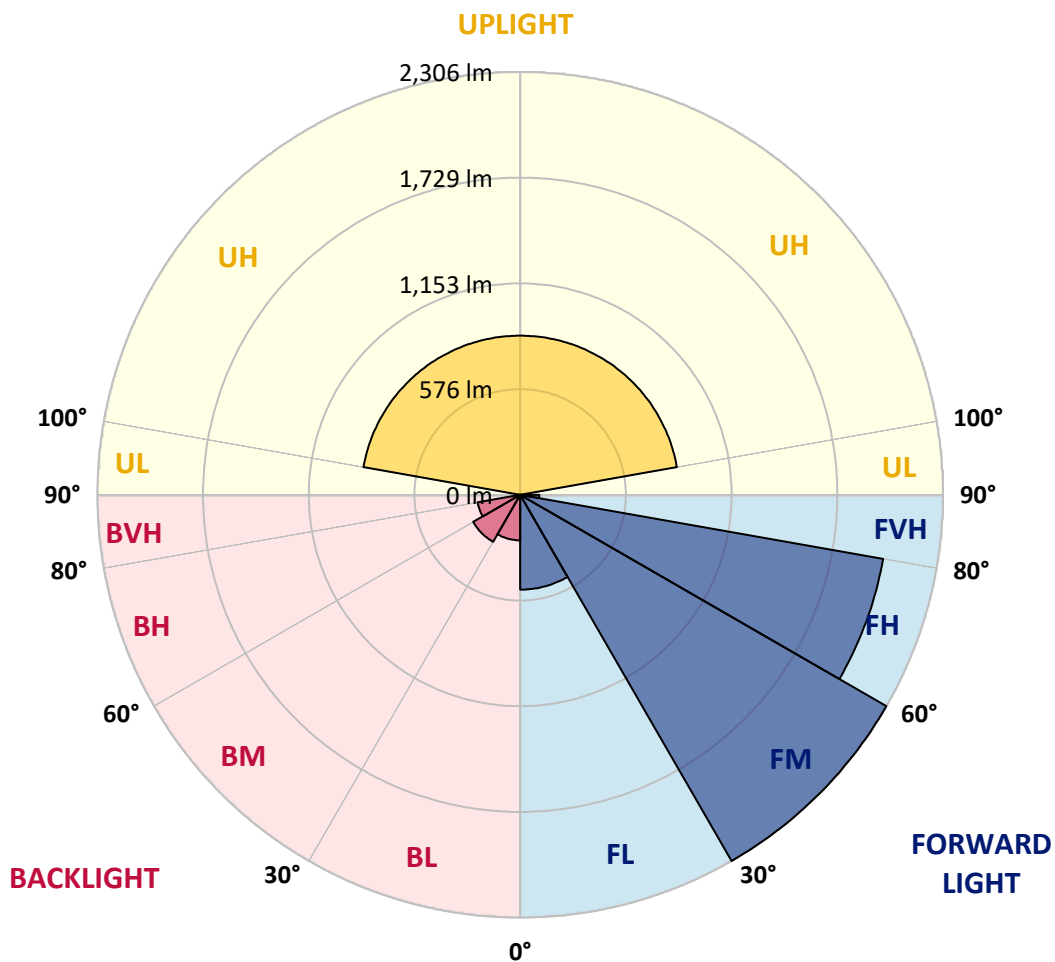
CATALOG NUMBER: ISW-AF-1000-LED-E1-SL3-7060-ULG

LUMINAIRE CLASSIFICATION SYSTEM LUMEN TABLE AND BUG RATING:

Zone	Lumens	% Fixture	Zone Rating/Lumen Limit		
			B	U	G
FL (0°-30°)	517.1	6.9			
FM (30°-60°)	2305.9	30.9			
FH (60°-80°)	2009.9	26.9			G2/5000
FVH (80°-90°)	104.0	1.4			G2/225
BL (0°-30°)	248.1	3.3	B1/500		
BM (30°-60°)	295.8	4.0	B1/1000		
BH (60°-80°)	235.3	3.1	B1/500		G1/500
BVH (80°-90°)	17.0	0.2			G1/100
UL (90°-100°)	11.7	0.2		U2/50	
UH (100°-180°)	867.9	11.6		U4/1000	

BUG Rating: B1-U5-G2

Type II Short





REPORT NUMBER: P226907

CATALOG NUMBER: ISW-AF-1000-LED-E1-SL3-7060-ULG

CANDELA DISTRIBUTION (FULL):

	0°	5°	15°	25°	35°	45°	55°	56°	57°	58°	59°
0°	1557.9	1557.9	1557.9	1557.9	1557.9	1557.9	1557.9	1557.9	1557.9	1557.9	1557.9
2.5°	1598.4	1593.1	1602.7	1599.2	1601.9	1588.7	1586.0	1583.4	1585.2	1582.5	1582.5
5°	1560.5	1557.9	1569.3	1575.5	1580.8	1579.0	1578.1	1578.1	1579.0	1572.9	1573.7
7.5°	1449.8	1448.0	1463.8	1475.3	1500.8	1515.7	1535.1	1535.9	1537.7	1535.1	1540.3
10°	1332.0	1337.2	1351.3	1369.8	1407.6	1430.4	1467.4	1474.4	1477.0	1477.9	1478.8
12.5°	1219.4	1214.2	1231.7	1266.9	1317.9	1354.8	1401.4	1404.9	1409.3	1415.5	1421.6
15°	1119.2	1125.4	1139.4	1176.3	1230.0	1281.8	1342.5	1346.0	1354.8	1360.1	1368.9
17.5°	1050.6	1050.6	1066.4	1100.7	1150.8	1216.8	1293.3	1299.4	1306.5	1313.5	1323.2
20°	1016.3	1016.3	1022.5	1042.7	1086.7	1150.0	1242.3	1249.3	1261.6	1269.5	1282.7
22.5°	1013.7	1012.8	1011.9	1016.3	1042.7	1091.9	1187.8	1197.4	1208.0	1220.3	1231.7
25°	1041.8	1044.5	1033.9	1026.9	1029.5	1052.4	1135.9	1141.2	1161.4	1169.3	1183.4
27.5°	1082.3	1086.7	1077.9	1067.3	1051.5	1036.6	1091.9	1100.7	1113.9	1127.1	1144.7
30°	1140.3	1139.4	1138.5	1131.5	1100.7	1054.1	1078.8	1084.9	1096.3	1106.9	1121.8
32.5°	1202.7	1209.8	1215.0	1211.5	1179.9	1100.7	1097.2	1102.5	1113.0	1119.2	1128.9
35°	1283.6	1287.1	1307.3	1307.3	1275.7	1184.3	1149.1	1153.5	1158.8	1161.4	1168.4
37.5°	1372.4	1384.7	1414.6	1432.2	1383.0	1288.0	1230.9	1230.9	1233.5	1235.3	1239.6
40°	1475.3	1492.9	1534.2	1567.6	1535.9	1417.2	1338.1	1346.0	1343.4	1339.9	1349.5
42.5°	1594.8	1614.2	1664.3	1695.9	1677.5	1572.9	1482.3	1477.0	1484.9	1474.4	1477.9
45°	1733.7	1748.7	1799.7	1833.1	1848.0	1763.6	1671.3	1660.8	1660.8	1637.9	1647.6
47.5°	1858.6	1863.0	1912.2	1971.1	2019.5	2021.2	1891.1	1884.1	1867.4	1852.4	1848.9
50°	1974.6	1987.8	2019.5	2083.7	2184.8	2272.7	2193.6	2171.6	2153.1	2097.7	2114.4
52.5°	2176.0	2201.5	2221.7	2260.4	2379.9	2558.4	2656.0	2621.7	2617.3	2567.2	2555.8
55°	2213.8	2216.4	2283.2	2506.5	2787.9	2916.2	3103.5	3102.6	3116.7	3100.9	3085.9
57.5°	2036.2	2015.1	2126.7	2421.3	2986.6	3646.0	3588.8	3595.0	3576.5	3528.2	3513.2
60°	1586.0	1603.6	1724.1	2099.5	2843.3	4117.2	4494.4	4382.7	4462.7	4337.0	4269.3
62.5°	892.4	872.1	953.9	1348.7	2332.5	4141.8	5727.9	5740.2	5778.9	5708.5	5543.2
65°	575.9	567.1	559.2	682.2	1397.9	3623.1	6410.1	6561.3	6651.9	6688.8	6691.5
66°	495.0	487.9	478.3	558.3	974.1	3192.3	6366.2	6527.9	6672.1	6740.7	6760.9
67.5°	421.1	410.6	408.8	462.4	677.8	2476.7	5946.8	6200.9	6328.4	6505.9	6602.7
70°	321.8	316.5	332.3	399.1	520.5	1165.8	4738.8	5070.2	5290.0	5428.9	5518.6
72.5°	269.9	268.2	290.1	364.9	493.2	661.1	3317.2	3673.2	3902.7	4035.4	4158.5
75°	211.0	212.8	241.8	348.2	490.6	575.9	1927.2	2266.5	2400.2	2609.4	2769.4
77.5°	158.3	156.5	179.4	281.3	478.3	583.8	1001.4	1142.1	1288.9	1395.3	1433.9
80°	110.8	112.5	128.4	193.4	372.8	600.5	624.2	656.7	687.5	721.8	728.8
82.5°	73.9	74.7	95.0	132.8	258.5	573.2	582.9	568.0	544.2	514.3	481.8
85°	44.8	46.6	67.7	89.7	200.5	518.7	603.1	563.6	527.5	487.9	448.4
87.5°	22.9	25.5	40.4	52.8	118.7	255.8	627.7	598.7	549.5	488.8	444.9
90°	11.2	11.2	15.8	21.2	31.7	58.9	165.3	149.6	78.6	143.0	74.6
92.5°	4.0	4.0	5.0	6.0	6.0	6.0	7.0	7.0	7.0	7.0	7.0
95°	5.0	5.0	6.0	7.0	7.0	7.0	7.0	7.1	7.2	7.3	7.4
97.5°	7.0	7.0	8.0	8.0	9.0	9.0	12.0	11.8	11.6	11.4	11.2
100°	8.0	8.0	9.0	10.0	12.0	21.0	29.0	28.7	28.4	28.1	27.8
102.5°	11.0	11.0	13.0	18.0	27.0	40.0	50.0	49.7	49.4	49.1	48.8
105°	21.0	22.0	27.0	36.0	48.0	63.0	72.0	71.8	71.6	71.4	71.2
107.5°	41.0	42.0	49.0	58.0	73.0	88.0	95.0	94.9	94.8	94.7	94.6



REPORT NUMBER: P226907

CATALOG NUMBER: ISW-AF-1000-LED-E1-SL3-7060-ULG

CANDELA DISTRIBUTION (continued):

	0°	5°	15°	25°	35°	45°	55°	56°	57°	58°	59°
110°	66.0	68.0	74.0	87.0	102.0	114.0	120.0	120.1	120.2	120.3	120.4
112.5°	99.0	99.0	106.0	121.0	134.0	143.0	148.0	148.2	148.4	148.6	148.8
115°	140.0	139.0	147.0	159.0	168.0	174.0	179.0	179.3	179.6	179.9	180.2
117.5°	184.0	184.0	189.0	197.0	202.0	205.0	211.0	211.4	211.8	212.2	212.6
120°	225.0	223.0	226.0	233.0	237.0	243.0	246.0	246.4	246.8	247.2	247.6
122.5°	263.0	260.0	261.0	267.0	271.0	277.0	279.0	279.4	279.8	280.2	280.6
125°	298.0	294.0	296.0	299.0	305.0	310.0	313.0	313.2	313.4	313.6	313.8
127.5°	330.0	329.0	329.0	333.0	339.0	340.0	345.0	345.1	345.2	345.3	345.4
130°	363.0	361.0	362.0	366.0	370.0	372.0	377.0	377.4	377.8	378.2	378.6
132.5°	396.0	394.0	393.0	401.0	404.0	405.0	411.0	411.5	412.0	412.5	413.0
135°	429.0	426.0	426.0	432.0	435.0	437.0	443.0	443.5	444.0	444.5	445.0
137.5°	460.0	457.0	459.0	460.0	464.0	468.0	473.0	473.2	473.4	473.6	473.8
140°	488.0	485.0	487.0	489.0	491.0	497.0	500.0	500.2	500.4	500.6	500.8
142.5°	518.0	515.0	517.0	518.0	521.0	525.0	527.0	527.6	528.2	528.8	529.4
145°	550.0	546.0	544.0	547.0	550.0	551.0	556.0	556.6	557.2	557.8	558.4
147.5°	575.0	572.0	571.0	574.0	574.0	575.0	580.0	580.5	581.0	581.5	582.0
150°	595.0	592.0	593.0	593.0	593.0	593.0	597.0	597.3	597.6	597.9	598.2
152.5°	611.0	608.0	608.0	609.0	610.0	610.0	611.0	611.3	611.6	611.9	612.2
155°	629.0	625.0	625.0	627.0	630.0	628.0	626.0	626.5	627.0	627.5	628.0
157.5°	646.0	643.0	643.0	644.0	646.0	645.0	644.0	644.4	644.8	645.2	645.6
160°	663.0	660.0	659.0	656.0	655.0	655.0	658.0	658.6	659.2	659.8	660.4
162.5°	673.0	669.0	669.0	665.0	661.0	663.0	667.0	667.4	667.8	668.2	668.6
165°	681.0	678.0	676.0	676.0	673.0	673.0	672.0	672.5	673.0	673.5	674.0
167.5°	690.0	687.0	684.0	686.0	688.0	685.0	678.0	678.6	679.2	679.8	680.4
170°	698.0	695.0	692.0	692.0	693.0	691.0	686.0	686.3	686.6	686.9	687.2
172.5°	699.0	697.0	695.0	693.0	690.0	690.0	689.0	689.3	689.6	689.9	690.2
175°	700.0	698.0	697.0	695.0	691.0	690.0	690.0	690.5	691.0	691.5	692.0
177.5°	707.0	705.0	700.0	699.0	697.0	695.0	694.0	694.5	695.0	695.5	696.0
180°	700.0	700.0	700.0	700.0	700.0	700.0	700.0	700.0	700.0	700.0	700.0



REPORT NUMBER: P226907

CATALOG NUMBER: ISW-AF-1000-LED-E1-SL3-7060-ULG

CANDELA DISTRIBUTION (continued):

	60°	61°	62°	63°	64°	65°	66°	67°	68°	69°	70°
0°	1557.9	1557.9	1557.9	1557.9	1557.9	1557.9	1557.9	1557.9	1557.9	1557.9	1557.9
2.5°	1581.6	1583.4	1581.6	1579.0	1581.6	1579.0	1578.1	1577.3	1578.1	1576.4	1575.5
5°	1573.7	1575.5	1575.5	1570.2	1569.3	1572.9	1567.6	1569.3	1567.6	1565.8	1562.3
7.5°	1535.9	1536.8	1537.7	1534.2	1536.8	1536.8	1535.1	1535.1	1533.3	1534.2	1530.7
10°	1483.2	1486.7	1490.2	1488.5	1487.6	1495.5	1492.0	1494.6	1494.6	1492.0	1492.9
12.5°	1426.0	1432.2	1436.6	1436.6	1440.1	1448.9	1448.0	1449.8	1456.8	1456.8	1454.2
15°	1373.3	1379.4	1386.5	1391.7	1398.8	1404.9	1409.3	1416.4	1419.9	1419.9	1424.3
17.5°	1332.0	1340.8	1348.7	1351.3	1361.0	1371.5	1374.2	1383.0	1388.2	1390.9	1396.1
20°	1291.5	1301.2	1310.9	1319.7	1328.4	1340.8	1346.9	1352.2	1361.0	1366.2	1374.2
22.5°	1244.0	1259.0	1271.3	1281.8	1296.8	1307.3	1319.7	1328.4	1339.0	1346.9	1353.1
25°	1199.2	1219.4	1236.1	1246.7	1266.9	1281.8	1296.8	1310.0	1323.2	1334.6	1343.4
27.5°	1157.9	1180.7	1201.0	1217.7	1239.6	1263.4	1278.3	1300.3	1317.9	1333.7	1344.3
30°	1137.7	1157.0	1178.1	1197.4	1219.4	1249.3	1273.9	1302.1	1324.0	1344.3	1360.1
32.5°	1142.1	1159.6	1178.1	1194.8	1217.7	1251.1	1276.6	1309.1	1341.6	1368.0	1388.2
35°	1177.2	1193.0	1205.4	1220.3	1240.5	1266.0	1293.3	1327.6	1368.0	1403.2	1429.5
37.5°	1251.1	1255.5	1267.8	1279.2	1289.8	1313.5	1339.0	1368.0	1414.6	1451.5	1488.5
40°	1342.5	1353.9	1365.4	1370.6	1383.0	1397.9	1409.3	1440.1	1481.4	1529.8	1570.2
42.5°	1478.8	1483.2	1484.9	1486.7	1491.1	1501.6	1518.3	1546.5	1586.9	1630.0	1674.8
45°	1631.8	1637.0	1642.3	1644.9	1638.8	1644.9	1662.5	1675.7	1715.3	1755.7	1812.9
47.5°	1843.6	1827.8	1819.9	1830.5	1825.2	1838.4	1846.3	1854.2	1901.7	1950.0	1998.4
50°	2115.3	2105.6	2093.3	2094.2	2103.9	2095.1	2100.4	2129.4	2145.2	2185.6	2249.8
52.5°	2549.6	2519.7	2473.1	2452.9	2464.3	2457.3	2460.0	2466.1	2455.6	2493.4	2547.9
55°	3085.9	3047.2	3016.5	2998.9	2933.8	2928.6	2885.5	2869.6	2835.4	2871.4	2859.1
57.5°	3468.4	3443.8	3427.9	3375.2	3345.3	3285.5	3267.9	3246.8	3199.3	3223.1	3244.2
60°	4206.9	4119.0	4089.1	3996.8	3966.0	3908.8	3835.9	3799.8	3775.2	3798.1	3784.0
62.5°	5439.5	5317.3	5293.6	5074.6	5021.0	4889.1	4752.0	4733.5	4656.1	4607.8	4596.4
65°	6643.1	6468.1	6337.1	6098.0	5936.2	5748.1	5538.8	5385.9	5228.5	5149.4	5044.7
66°	6732.8	6663.3	6531.4	6391.7	6156.0	5950.3	5712.9	5547.6	5370.9	5232.0	5142.3
67.5°	6579.8	6542.9	6496.3	6401.3	6253.6	6062.0	5836.9	5625.9	5413.1	5249.6	5106.3
70°	5561.7	5602.1	5654.9	5630.3	5545.9	5471.1	5272.5	5154.6	4994.6	4780.1	4692.2
72.5°	4198.1	4306.2	4269.3	4130.4	4065.3	4013.5	3941.4	3862.2	3632.8	3606.4	3502.7
75°	2700.8	2664.8	2688.5	2519.7	2404.6	2357.1	2185.6	2115.3	1943.0	1831.3	1746.1
77.5°	1423.4	1353.1	1298.6	1150.0	1043.6	981.2	897.6	799.2	648.0	639.2	501.1
80°	660.3	606.6	557.4	505.5	453.7	385.1	334.1	272.5	240.9	206.6	192.5
82.5°	448.4	414.1	384.2	349.9	310.4	262.9	226.8	192.5	164.4	147.7	134.5
85°	406.2	369.3	335.8	292.8	251.4	211.9	173.2	143.3	116.9	102.0	93.2
87.5°	394.8	349.0	313.9	267.3	226.8	186.4	149.5	116.1	90.6	73.9	63.3
90°	58.1	61.8	47.1	45.5	24.6	29.2	23.9	17.8	18.7	16.0	16.9
92.5°	7.0	7.0	7.0	7.0	7.0	7.0	6.9	6.8	6.7	6.6	6.5
95°	7.5	7.6	7.7	7.8	7.9	8.0	7.9	7.8	7.7	7.6	7.5
97.5°	11.0	10.8	10.6	10.4	10.2	10.0	9.9	9.8	9.7	9.6	9.5
100°	27.5	27.2	26.9	26.6	26.3	26.0	25.7	25.4	25.1	24.8	24.5
102.5°	48.5	48.2	47.9	47.6	47.3	47.0	46.5	46.0	45.5	45.0	44.5
105°	71.0	70.8	70.6	70.4	70.2	70.0	69.5	69.0	68.5	68.0	67.5
107.5°	94.5	94.4	94.3	94.2	94.1	94.0	93.6	93.2	92.8	92.4	92.0



REPORT NUMBER: P226907

CATALOG NUMBER: ISW-AF-1000-LED-E1-SL3-7060-ULG

CANDELA DISTRIBUTION (continued):

	60°	61°	62°	63°	64°	65°	66°	67°	68°	69°	70°
110°	120.5	120.6	120.7	120.8	120.9	121.0	120.8	120.6	120.4	120.2	120.0
112.5°	149.0	149.2	149.4	149.6	149.8	150.0	149.9	149.8	149.7	149.6	149.5
115°	180.5	180.8	181.1	181.4	181.7	182.0	181.7	181.4	181.1	180.8	180.5
117.5°	213.0	213.4	213.8	214.2	214.6	215.0	214.5	214.0	213.5	213.0	212.5
120°	248.0	248.4	248.8	249.2	249.6	250.0	249.5	249.0	248.5	248.0	247.5
122.5°	281.0	281.4	281.8	282.2	282.6	283.0	282.5	282.0	281.5	281.0	280.5
125°	314.0	314.2	314.4	314.6	314.8	315.0	314.5	314.0	313.5	313.0	312.5
127.5°	345.5	345.6	345.7	345.8	345.9	346.0	346.0	346.0	346.0	346.0	346.0
130°	379.0	379.4	379.8	380.2	380.6	381.0	381.0	381.0	381.0	381.0	381.0
132.5°	413.5	414.0	414.5	415.0	415.5	416.0	415.8	415.6	415.4	415.2	415.0
135°	445.5	446.0	446.5	447.0	447.5	448.0	447.9	447.8	447.7	447.6	447.5
137.5°	474.0	474.2	474.4	474.6	474.8	475.0	475.1	475.2	475.3	475.4	475.5
140°	501.0	501.2	501.4	501.6	501.8	502.0	502.2	502.4	502.6	502.8	503.0
142.5°	530.0	530.6	531.2	531.8	532.4	533.0	533.0	533.0	533.0	533.0	533.0
145°	559.0	559.6	560.2	560.8	561.4	562.0	561.9	561.8	561.7	561.6	561.5
147.5°	582.5	583.0	583.5	584.0	584.5	585.0	585.1	585.2	585.3	585.4	585.5
150°	598.5	598.8	599.1	599.4	599.7	600.0	600.3	600.6	600.9	601.2	601.5
152.5°	612.5	612.8	613.1	613.4	613.7	614.0	614.4	614.8	615.2	615.6	616.0
155°	628.5	629.0	629.5	630.0	630.5	631.0	631.5	632.0	632.5	633.0	633.5
157.5°	646.0	646.4	646.8	647.2	647.6	648.0	648.2	648.4	648.6	648.8	649.0
160°	661.0	661.6	662.2	662.8	663.4	664.0	663.7	663.4	663.1	662.8	662.5
162.5°	669.0	669.4	669.8	670.2	670.6	671.0	670.9	670.8	670.7	670.6	670.5
165°	674.5	675.0	675.5	676.0	676.5	677.0	677.3	677.6	677.9	678.2	678.5
167.5°	681.0	681.6	682.2	682.8	683.4	684.0	684.4	684.8	685.2	685.6	686.0
170°	687.5	687.8	688.1	688.4	688.7	689.0	689.5	690.0	690.5	691.0	691.5
172.5°	690.5	690.8	691.1	691.4	691.7	692.0	692.2	692.4	692.6	692.8	693.0
175°	692.5	693.0	693.5	694.0	694.5	695.0	695.1	695.2	695.3	695.4	695.5
177.5°	696.5	697.0	697.5	698.0	698.5	699.0	699.2	699.4	699.6	699.8	700.0
180°	700.0	700.0	700.0	700.0	700.0	700.0	700.0	700.0	700.0	700.0	700.0



REPORT NUMBER: P226907

CATALOG NUMBER: ISW-AF-1000-LED-E1-SL3-7060-ULG

CANDELA DISTRIBUTION (continued):

	71°	72°	73°	74°	75°	76°	77°	78°	79°	80°	81°
0°	1557.9	1557.9	1557.9	1557.9	1557.9	1557.9	1557.9	1557.9	1557.9	1557.9	1557.9
2.5°	1573.7	1571.1	1573.7	1572.9	1569.3	1570.2	1571.1	1567.6	1565.8	1565.8	1564.9
5°	1559.7	1557.9	1559.7	1558.8	1553.5	1552.6	1552.6	1550.0	1546.5	1543.8	1542.1
7.5°	1526.3	1528.0	1527.1	1524.5	1521.9	1521.9	1519.2	1513.1	1509.6	1506.0	1502.5
10°	1488.5	1488.5	1489.3	1488.5	1484.1	1482.3	1478.8	1475.3	1476.1	1467.4	1460.3
12.5°	1455.0	1455.0	1454.2	1452.4	1449.8	1448.9	1448.9	1438.3	1435.7	1433.1	1425.2
15°	1423.4	1425.2	1425.2	1425.2	1420.8	1420.8	1416.4	1409.3	1409.3	1401.4	1393.5
17.5°	1398.8	1401.4	1400.5	1401.4	1402.3	1397.0	1389.1	1384.7	1379.4	1375.0	1364.5
20°	1377.7	1379.4	1380.3	1380.3	1377.7	1374.2	1367.1	1360.1	1356.6	1347.8	1334.6
22.5°	1358.3	1361.9	1362.7	1362.7	1359.2	1356.6	1349.5	1339.0	1332.0	1321.4	1309.1
25°	1350.4	1354.8	1352.2	1353.9	1350.4	1344.3	1334.6	1325.8	1315.3	1302.1	1288.9
27.5°	1353.1	1359.2	1357.5	1356.6	1352.2	1347.8	1335.5	1324.9	1312.6	1296.8	1280.1
30°	1368.9	1379.4	1375.0	1371.5	1370.6	1360.1	1348.7	1333.7	1319.7	1301.2	1281.8
32.5°	1398.8	1404.1	1404.9	1402.3	1397.9	1389.1	1373.3	1353.9	1338.1	1316.1	1293.3
35°	1448.0	1453.3	1451.5	1451.5	1447.1	1433.1	1413.7	1394.4	1372.4	1347.8	1324.0
37.5°	1516.6	1526.3	1524.5	1521.0	1515.7	1499.0	1484.1	1460.3	1435.7	1403.2	1375.9
40°	1602.7	1617.7	1630.9	1628.2	1615.9	1601.0	1586.9	1559.7	1535.1	1499.0	1469.1
42.5°	1718.8	1739.0	1755.7	1768.0	1762.8	1743.4	1718.8	1707.4	1672.2	1635.3	1604.5
45°	1867.4	1909.6	1924.5	1939.5	1939.5	1927.2	1921.9	1899.0	1862.1	1812.9	1783.9
47.5°	2063.4	2119.7	2136.4	2161.9	2176.9	2163.7	2154.0	2115.3	2090.7	2023.0	2016.0
50°	2301.7	2358.0	2403.7	2433.6	2429.2	2440.6	2417.8	2395.8	2361.5	2306.1	2286.8
52.5°	2605.9	2650.7	2692.1	2709.6	2728.1	2725.5	2720.2	2705.2	2662.2	2632.3	2583.0
55°	2918.0	2954.9	3005.0	3034.1	3057.8	3053.4	3033.2	2997.1	3005.0	2942.6	2915.4
57.5°	3273.2	3313.6	3368.1	3395.4	3406.0	3459.6	3446.4	3442.0	3427.1	3405.1	3376.9
60°	3884.2	3895.7	3940.5	4009.1	4093.5	4076.8	4097.9	4111.9	4122.5	4073.2	4069.7
62.5°	4612.2	4626.3	4664.9	4679.0	4691.3	4693.1	4664.9	4664.9	4616.6	4553.3	4504.0
65°	5009.6	4980.6	4954.2	4939.2	4906.7	4877.7	4835.5	4778.4	4696.6	4599.0	4511.1
66°	5066.7	5007.8	4973.5	4935.7	4883.9	4830.2	4780.1	4701.9	4606.0	4490.0	4373.9
67.5°	5011.3	4930.5	4850.4	4795.1	4723.0	4626.3	4538.3	4446.9	4356.3	4197.2	4089.1
70°	4505.8	4409.1	4321.2	4199.9	4085.6	3990.6	3839.4	3680.3	3549.3	3382.2	3275.8
72.5°	3346.2	3231.9	3117.6	2947.0	2780.9	2756.2	2566.3	2379.1	2278.8	2144.3	2036.2
75°	1652.9	1508.7	1303.8	1212.4	1079.6	1014.6	978.5	843.1	810.6	677.8	676.1
77.5°	466.8	400.9	356.1	310.4	291.0	276.9	228.6	218.9	198.7	195.2	183.7
80°	176.7	167.0	162.6	158.3	153.9	151.2	149.5	142.4	138.9	133.6	131.0
82.5°	127.5	124.0	116.1	113.4	109.9	104.6	103.7	99.3	96.7	91.4	89.7
85°	86.2	81.8	77.4	73.0	71.2	70.3	67.7	65.9	64.2	61.5	60.7
87.5°	58.0	53.6	48.4	46.6	45.7	46.6	47.5	45.7	44.8	43.1	42.2
90°	16.0	18.7	17.8	17.8	19.6	17.6	17.4	18.1	17.0	16.8	15.7
92.5°	6.4	6.3	6.2	6.1	6.0	6.0	6.0	6.0	6.0	6.0	6.0
95°	7.4	7.3	7.2	7.1	7.0	7.0	7.0	7.0	7.0	7.0	7.0
97.5°	9.4	9.3	9.2	9.1	9.0	8.9	8.8	8.7	8.6	8.5	8.4
100°	24.2	23.9	23.6	23.3	23.0	22.6	22.2	21.8	21.4	21.0	20.6
102.5°	44.0	43.5	43.0	42.5	42.0	41.7	41.4	41.1	40.8	40.5	40.2
105°	67.0	66.5	66.0	65.5	65.0	64.6	64.2	63.8	63.4	63.0	62.6
107.5°	91.6	91.2	90.8	90.4	90.0	89.7	89.4	89.1	88.8	88.5	88.2



REPORT NUMBER: P226907
 CATALOG NUMBER: ISW-AF-1000-LED-E1-SL3-7060-ULG

REPORT N
 CATALOG

CANDELA DISTRIBUTION (continued):

CANDELA

	71°	72°	73°	74°	75°	76°	77°	78°	79°	80°	81°	
110°	119.8	119.6	119.4	119.2	119.0	118.7	118.4	118.1	117.8	117.5	117.2	0°
112.5°	149.4	149.3	149.2	149.1	149.0	148.8	148.6	148.4	148.2	148.0	147.8	2.5°
115°	180.2	179.9	179.6	179.3	179.0	178.8	178.6	178.4	178.2	178.0	177.8	5°
117.5°	212.0	211.5	211.0	210.5	210.0	209.8	209.6	209.4	209.2	209.0	208.8	7.5°
120°	247.0	246.5	246.0	245.5	245.0	244.8	244.6	244.4	244.2	244.0	243.8	10°
122.5°	280.0	279.5	279.0	278.5	278.0	277.8	277.6	277.4	277.2	277.0	276.8	12.5°
125°	312.0	311.5	311.0	310.5	310.0	310.0	310.0	310.0	310.0	310.0	310.0	15°
127.5°	346.0	346.0	346.0	346.0	346.0	345.9	345.8	345.7	345.6	345.5	345.4	17.5°
130°	381.0	381.0	381.0	381.0	381.0	380.8	380.6	380.4	380.2	380.0	379.8	20°
132.5°	414.8	414.6	414.4	414.2	414.0	414.0	414.0	414.0	414.0	414.0	414.0	22.5°
135°	447.4	447.3	447.2	447.1	447.0	447.3	447.6	447.9	448.2	448.5	448.8	25°
137.5°	475.6	475.7	475.8	475.9	476.0	476.5	477.0	477.5	478.0	478.5	479.0	27.5°
140°	503.2	503.4	503.6	503.8	504.0	504.5	505.0	505.5	506.0	506.5	507.0	30°
142.5°	533.0	533.0	533.0	533.0	533.0	533.1	533.2	533.3	533.4	533.5	533.6	32.5°
145°	561.4	561.3	561.2	561.1	561.0	560.7	560.4	560.1	559.8	559.5	559.2	35°
147.5°	585.6	585.7	585.8	585.9	586.0	585.7	585.4	585.1	584.8	584.5	584.2	37.5°
150°	601.8	602.1	602.4	602.7	603.0	603.3	603.6	603.9	604.2	604.5	604.8	40°
152.5°	616.4	616.8	617.2	617.6	618.0	618.5	619.0	619.5	620.0	620.5	621.0	42.5°
155°	634.0	634.5	635.0	635.5	636.0	636.2	636.4	636.6	636.8	637.0	637.2	45°
157.5°	649.2	649.4	649.6	649.8	650.0	650.0	650.0	650.0	650.0	650.0	650.0	47.5°
160°	662.2	661.9	661.6	661.3	661.0	660.9	660.8	660.7	660.6	660.5	660.4	50°
162.5°	670.4	670.3	670.2	670.1	670.0	669.8	669.6	669.4	669.2	669.0	668.8	52.5°
165°	678.8	679.1	679.4	679.7	680.0	679.8	679.6	679.4	679.2	679.0	678.8	55°
167.5°	686.4	686.8	687.2	687.6	688.0	688.0	688.0	688.0	688.0	688.0	688.0	57.5°
170°	692.0	692.5	693.0	693.5	694.0	694.2	694.4	694.6	694.8	695.0	695.2	60°
172.5°	693.2	693.4	693.6	693.8	694.0	694.2	694.4	694.6	694.8	695.0	695.2	62.5°
175°	695.6	695.7	695.8	695.9	696.0	695.8	695.6	695.4	695.2	695.0	694.8	65°
177.5°	700.2	700.4	700.6	700.8	701.0	700.7	700.4	700.1	699.8	699.5	699.2	66°
180°	700.0	700.0	700.0	700.0	700.0	700.0	700.0	700.0	700.0	700.0	700.0	67.5°
												70°
												72.5°
												75°
												77.5°
												80°
												82.5°
												85°
												87.5°
												90°
												92.5°
												95°
												97.5°
												100°
												102.5°
												105°
												107.5°

NUMBER: P226907
 NUMBER: ISW-AF-1000-LED-E1-SL3-7060-ULG

REPORT NUMBER: P
 CATALOG NUMBER:

DISTRIBUTION (continued):

CANDELA DISTRIBUTION

82°	83°	84°	85°	86°	87°	88°	89°	90°	95°	105°	82°	
1557.9	1557.9	1557.9	1557.9	1557.9	1557.9	1557.9	1557.9	1557.9	1557.9	1557.9	110°	116.9
1563.2	1560.5	1561.4	1557.9	1557.0	1558.8	1559.7	1559.7	1557.0	1541.2	1522.7	112.5°	147.6
1540.3	1535.1	1534.2	1531.5	1527.1	1532.4	1529.8	1525.4	1520.1	1501.6	1465.6	115°	177.6
1498.1	1494.6	1490.2	1486.7	1484.1	1482.3	1481.4	1477.0	1467.4	1433.1	1372.4	117.5°	208.6
1457.7	1453.3	1448.0	1440.1	1436.6	1431.3	1431.3	1420.8	1413.7	1370.6	1281.0	120°	243.6
1418.1	1410.2	1407.6	1402.3	1392.6	1388.2	1382.1	1371.5	1361.0	1309.1	1191.3	122.5°	276.6
1388.2	1380.3	1368.9	1365.4	1354.8	1345.1	1337.2	1323.2	1311.7	1243.2	1097.2	125°	310.0
1355.7	1349.5	1337.2	1329.3	1317.9	1306.5	1293.3	1275.7	1267.8	1180.7	1007.5	127.5°	345.3
1329.3	1315.3	1301.2	1294.2	1280.1	1266.9	1253.7	1232.6	1216.8	1119.2	912.6	130°	379.6
1298.6	1286.2	1271.3	1259.0	1239.6	1224.7	1209.8	1187.8	1168.4	1056.8	816.8	132.5°	414.0
1277.5	1259.9	1244.0	1230.0	1208.0	1190.4	1169.3	1145.6	1126.2	997.0	711.3	135°	449.1
1265.1	1247.6	1227.3	1209.8	1184.3	1164.0	1141.2	1114.8	1090.2	948.6	611.9	137.5°	479.5
1261.6	1240.5	1219.4	1197.4	1171.1	1145.6	1118.3	1091.9	1060.3	902.0	503.8	140°	507.5
1272.2	1246.7	1222.9	1196.6	1165.8	1136.8	1109.5	1075.2	1043.6	861.6	397.4	142.5°	533.7
1301.2	1270.4	1243.2	1214.2	1179.0	1147.3	1114.8	1076.1	1041.0	833.5	304.2	145°	558.9
1346.9	1317.9	1286.2	1257.2	1216.8	1181.6	1145.6	1104.3	1062.1	822.0	229.5	147.5°	583.9
1439.2	1400.5	1368.0	1337.2	1290.6	1254.6	1213.3	1163.2	1115.7	832.6	191.7	150°	605.1
1568.5	1520.1	1490.2	1463.0	1404.9	1365.4	1317.9	1260.7	1207.1	862.5	168.8	152.5°	621.5
1746.9	1710.0	1656.4	1614.2	1555.3	1511.3	1458.6	1390.0	1330.2	904.7	157.4	155°	637.4
1970.2	1921.9	1869.1	1826.1	1761.9	1685.4	1630.0	1547.4	1479.7	970.6	152.1	157.5°	650.0
2243.7	2185.6	2114.4	2078.4	1989.6	1929.8	1856.0	1767.2	1681.0	1072.6	154.7	160°	660.3
2540.8	2478.4	2423.0	2354.4	2273.6	2206.7	2136.4	2042.3	1934.2	1266.0	165.3	162.5°	668.6
2854.7	2814.3	2761.5	2672.7	2628.8	2544.4	2454.7	2350.9	2272.7	1517.5	190.8	165°	678.6
3311.9	3267.9	3261.8	3174.7	3107.9	3031.4	2961.1	2874.9	2782.6	1964.1	250.6	167.5°	688.0
4015.2	3969.5	3917.6	3849.9	3770.8	3675.9	3588.8	3472.8	3369.9	2411.6	278.7	170°	695.4
4432.0	4347.6	4254.4	4151.5	4036.3	3918.5	3801.6	3653.0	3503.5	2438.9	251.4	172.5°	695.4
4396.8	4292.2	4173.5	4033.7	3912.4	3767.3	3641.6	3449.9	3313.6	2171.6	204.8	175°	694.6
4266.7	4123.4	4011.7	3883.3	3731.2	3601.1	3468.4	3279.3	3123.7	1991.3	187.3	177.5°	698.9
3933.5	3811.3	3656.5	3533.4	3420.9	3265.3	3140.4	2963.7	2856.5	1726.7	167.9	180°	700.0
3144.0	2975.2	2844.2	2748.3	2620.8	2480.2	2369.4	2220.8	2125.9	1142.9	145.1		
1831.3	1789.1	1642.3	1559.7	1482.3	1368.0	1280.1	1208.9	1084.0	553.9	128.4		
564.4	524.9	519.6	441.3	466.8	399.1	388.6	353.4	353.4	212.8	101.1		
180.2	176.7	169.7	160.0	156.5	156.5	152.1	151.2	144.2	114.3	75.6		
127.5	124.8	122.2	119.6	117.8	118.7	115.2	113.4	111.7	82.6	59.8		
87.9	85.3	80.0	80.0	78.2	77.4	78.2	74.7	73.9	58.0	50.1		
59.8	58.9	58.0	57.1	56.3	55.4	54.5	51.9	50.1	40.4	35.2		
39.6	33.4	32.5	28.1	27.3	26.4	24.6	26.4	29.0	29.0	22.9		
16.4	15.3	16.0	15.8	14.0	14.9	14.9	13.2	13.2	15.8	16.9		
6.0	6.0	6.0	6.0	6.0	6.0	6.0	6.0	6.0	6.0	6.0		
7.0	7.0	7.0	7.0	7.0	7.0	7.0	7.0	7.0	7.0	7.0		
8.3	8.2	8.1	8.0	8.0	8.0	8.0	8.0	8.0	8.0	9.0		
20.2	19.8	19.4	19.0	19.0	19.0	19.0	19.0	19.0	19.0	23.0		
39.9	39.6	39.3	39.0	38.8	38.6	38.4	38.2	38.0	39.0	42.0		
62.2	61.8	61.4	61.0	61.0	61.0	61.0	61.0	61.0	61.0	65.0		
87.9	87.6	87.3	87.0	86.8	86.6	86.4	86.2	86.0	87.0	90.0		

'226907
 ISW-AF-1000-LED-E1-SL3-7060-ULG

REPORT NUMBER: P226907
 CATALOG NUMBER: ISW-AF-10

TION (continued):

CANDELA DISTRIBUTION (con

83°	84°	85°	86°	87°	88°	89°	90°	95°	105°		115°	125°
116.6	116.3	116.0	116.2	116.4	116.6	116.8	117.0	116.0	119.0	0°	1557.9	1557.9
147.4	147.2	147.0	147.0	147.0	147.0	147.0	147.0	147.0	149.0	2.5°	1506.9	1492.9
177.4	177.2	177.0	177.2	177.4	177.6	177.8	178.0	177.0	179.0	5°	1426.9	1395.3
208.4	208.2	208.0	208.2	208.4	208.6	208.8	209.0	208.0	210.0	7.5°	1318.8	1257.2
243.4	243.2	243.0	243.0	243.0	243.0	243.0	243.0	243.0	245.0	10°	1194.8	1106.0
276.4	276.2	276.0	276.2	276.4	276.6	276.8	277.0	276.0	278.0	12.5°	1066.4	953.0
310.0	310.0	310.0	310.0	310.0	310.0	310.0	310.0	310.0	310.0	15°	946.9	796.5
345.2	345.1	345.0	345.4	345.8	346.2	346.6	347.0	345.0	346.0	17.5°	821.2	635.6
379.4	379.2	379.0	379.2	379.4	379.6	379.8	380.0	379.0	381.0	20°	700.7	480.0
414.0	414.0	414.0	414.2	414.4	414.6	414.8	415.0	414.0	414.0	22.5°	564.4	336.7
449.4	449.7	450.0	450.2	450.4	450.6	450.8	451.0	450.0	447.0	25°	414.1	244.4
480.0	480.5	481.0	481.2	481.4	481.6	481.8	482.0	481.0	476.0	27.5°	295.4	195.2
508.0	508.5	509.0	509.4	509.8	510.2	510.6	511.0	509.0	504.0	30°	220.7	164.4
533.8	533.9	534.0	534.4	534.8	535.2	535.6	536.0	534.0	533.0	32.5°	176.7	142.4
558.6	558.3	558.0	558.4	558.8	559.2	559.6	560.0	558.0	561.0	35°	150.3	129.2
583.6	583.3	583.0	583.4	583.8	584.2	584.6	585.0	583.0	586.0	37.5°	134.5	120.4
605.4	605.7	606.0	606.8	607.6	608.4	609.2	610.0	606.0	603.0	40°	125.7	116.1
622.0	622.5	623.0	624.0	625.0	626.0	627.0	628.0	623.0	618.0	42.5°	120.4	111.7
637.6	637.8	638.0	638.6	639.2	639.8	640.4	641.0	638.0	636.0	45°	117.8	109.0
650.0	650.0	650.0	651.0	652.0	653.0	654.0	655.0	650.0	650.0	47.5°	116.1	105.5
660.2	660.1	660.0	661.2	662.4	663.6	664.8	666.0	660.0	661.0	50°	114.3	105.5
668.4	668.2	668.0	669.2	670.4	671.6	672.8	674.0	668.0	670.0	52.5°	115.2	107.3
678.4	678.2	678.0	678.8	679.6	680.4	681.2	682.0	678.0	680.0	55°	119.6	107.3
688.0	688.0	688.0	689.2	690.4	691.6	692.8	694.0	688.0	688.0	57.5°	126.6	107.3
695.6	695.8	696.0	697.0	698.0	699.0	700.0	701.0	696.0	694.0	60°	131.9	109.0
695.6	695.8	696.0	697.0	698.0	699.0	700.0	701.0	696.0	694.0	62.5°	133.6	112.5
694.4	694.2	694.0	695.0	696.0	697.0	698.0	699.0	694.0	696.0	65°	131.9	114.3
698.6	698.3	698.0	698.8	699.6	700.4	701.2	702.0	698.0	701.0	66°	130.1	114.3
700.0	700.0	700.0	700.0	700.0	700.0	700.0	700.0	700.0	700.0	67.5°	127.5	112.5
										70°	121.3	105.5
										72.5°	109.0	95.0
										75°	93.2	76.5
										77.5°	75.6	61.5
										80°	56.3	46.6
										82.5°	41.3	36.0
										85°	29.0	25.5
										87.5°	17.6	15.8
										90°	13.4	11.4
										92.5°	7.0	7.0
										95°	8.0	7.0
										97.5°	10.0	12.0
										100°	26.0	29.0
										102.5°	47.0	50.0
										105°	70.0	72.0
										107.5°	94.0	95.0



REPORT NUMBER: P226907

CATALOG NUMBER: ISW-AF-1000-LED-E:

000-LED-E1-SL3-7060-ULG

tinued):

135°	145°	155°	165°	175°	180°
1557.9	1557.9	1557.9	1557.9	1557.9	1557.9
1483.2	1482.3	1460.3	1455.9	1441.0	1448.9
1357.5	1342.5	1302.9	1295.0	1278.3	1273.9
1207.1	1165.8	1134.1	1099.0	1065.6	1082.3
1031.3	961.8	892.4	846.7	828.2	822.0
864.2	739.4	652.4	562.7	531.0	542.5
662.0	519.6	403.5	351.7	321.8	316.5
466.8	333.2	279.6	266.4	260.2	260.2
316.5	254.1	233.9	227.7	227.7	228.6
240.9	213.6	204.8	205.7	209.2	210.1
199.6	189.0	184.6	190.8	197.8	198.7
172.3	169.7	170.6	178.5	185.5	186.4
151.2	153.9	157.4	164.4	170.6	172.3
136.3	140.7	143.3	147.7	151.2	152.1
125.7	131.0	130.1	132.8	135.4	136.3
119.6	122.2	119.6	121.3	121.3	123.1
114.3	115.2	110.8	111.7	113.4	113.4
109.0	108.1	103.7	105.5	108.1	109.0
103.7	102.0	98.5	102.0	106.4	107.3
99.3	97.6	95.8	100.2	105.5	106.4
97.6	95.8	94.1	100.2	105.5	106.4
97.6	95.8	94.1	98.5	103.7	104.6
98.5	96.7	93.2	97.6	101.1	102.0
99.3	97.6	91.4	94.1	95.8	96.7
99.3	95.8	89.7	90.6	90.6	91.4
97.6	93.2	86.2	86.2	85.3	85.3
97.6	89.7	82.6	80.9	79.1	79.1
96.7	88.8	81.8	79.1	76.5	76.5
95.0	87.0	80.0	76.5	73.9	73.9
88.8	83.5	75.6	72.1	69.5	68.6
79.1	76.5	70.3	67.7	65.1	64.2
66.8	67.7	64.2	62.4	59.8	58.9
56.3	58.0	56.3	55.4	53.6	52.8
44.8	48.4	46.6	46.6	47.5	45.7
34.3	38.7	36.9	38.7	40.4	37.8
23.7	28.1	28.1	29.0	29.9	28.1
14.9	18.5	17.6	18.5	18.5	17.6
10.5	14.2	11.5	12.3	9.4	8.5
6.0	6.0	6.0	5.0	4.0	4.0
7.0	7.0	7.0	6.0	5.0	5.0
9.0	9.0	8.0	8.0	7.0	7.0
21.0	12.0	10.0	9.0	8.0	8.0
40.0	27.0	18.0	13.0	11.0	11.0
63.0	48.0	36.0	27.0	22.0	21.0
88.0	73.0	58.0	49.0	42.0	41.0

CANDELA DISTRIBUTION (continued):

	115°	125°	135°
110°	121.0	120.0	114.0
112.5°	150.0	148.0	143.0
115°	182.0	179.0	174.0
117.5°	215.0	211.0	205.0
120°	250.0	246.0	243.0
122.5°	283.0	279.0	277.0
125°	315.0	313.0	310.0
127.5°	346.0	345.0	340.0
130°	381.0	377.0	372.0
132.5°	416.0	411.0	405.0
135°	448.0	443.0	437.0
137.5°	475.0	473.0	468.0
140°	502.0	500.0	497.0
142.5°	533.0	527.0	525.0
145°	562.0	556.0	551.0
147.5°	585.0	580.0	575.0
150°	600.0	597.0	593.0
152.5°	614.0	611.0	610.0
155°	631.0	626.0	628.0
157.5°	648.0	644.0	645.0
160°	664.0	658.0	655.0
162.5°	671.0	667.0	663.0
165°	677.0	672.0	673.0
167.5°	684.0	678.0	685.0
170°	689.0	686.0	691.0
172.5°	692.0	689.0	690.0
175°	695.0	690.0	690.0
177.5°	699.0	694.0	695.0
180°	700.0	700.0	700.0



1-SL3-7060-ULG

145°	155°	165°	175°	180°
102.0	87.0	74.0	68.0	66.0
134.0	121.0	106.0	99.0	99.0
168.0	159.0	147.0	139.0	140.0
202.0	197.0	189.0	184.0	184.0
237.0	233.0	226.0	223.0	225.0
271.0	267.0	261.0	260.0	263.0
305.0	299.0	296.0	294.0	298.0
339.0	333.0	329.0	329.0	330.0
370.0	366.0	362.0	361.0	363.0
404.0	401.0	393.0	394.0	396.0
435.0	432.0	426.0	426.0	429.0
464.0	460.0	459.0	457.0	460.0
491.0	489.0	487.0	485.0	488.0
521.0	518.0	517.0	515.0	518.0
550.0	547.0	544.0	546.0	550.0
574.0	574.0	571.0	572.0	575.0
593.0	593.0	593.0	592.0	595.0
610.0	609.0	608.0	608.0	611.0
630.0	627.0	625.0	625.0	629.0
646.0	644.0	643.0	643.0	646.0
655.0	656.0	659.0	660.0	663.0
661.0	665.0	669.0	669.0	673.0
673.0	676.0	676.0	678.0	681.0
688.0	686.0	684.0	687.0	690.0
693.0	692.0	692.0	695.0	698.0
690.0	693.0	695.0	697.0	699.0
691.0	695.0	697.0	698.0	700.0
697.0	699.0	700.0	705.0	707.0
700.0	700.0	700.0	700.0	700.0

(END OF REPORT)